

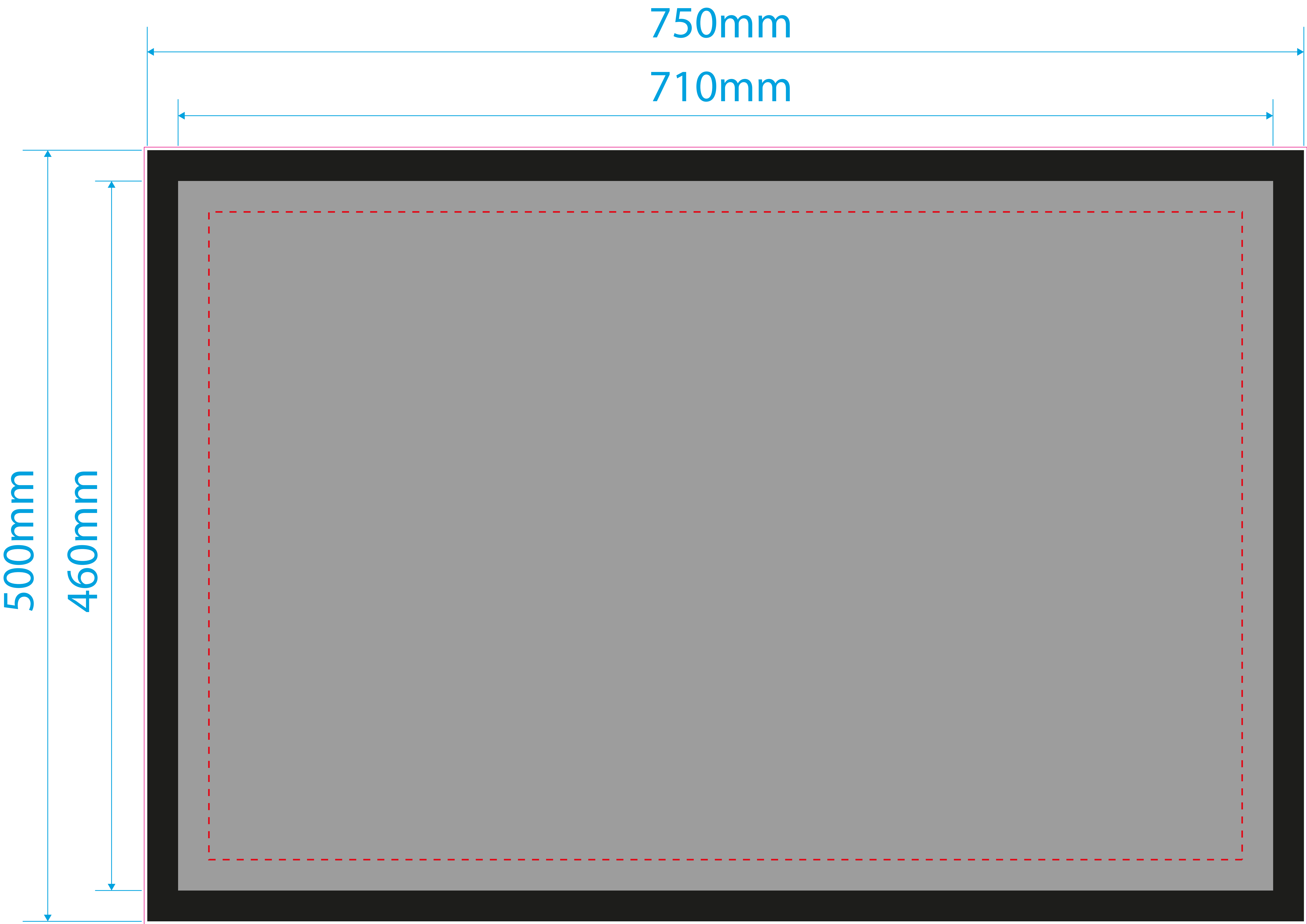
# Feature Floor Mat 750x500





## Artwork Template

Artwork guidelines - PLEASE READ
• Must be supplied in <b>CMYK</b> .
• <b>Embed</b> all images.
• All fonts must be converted to <b>outlines</b> .
• Resolution must be <b>300dpi</b> .
• Supply artwork as high resolution <b>PDF</b> or <b>Illustrator file</b> .
• Convert all spot colours to process <b>CMYK</b> for <b>digital print</b> . (Pantone matching cannot be guaranteed)
• Set artwork at <b>100%</b> scale.

PLEASE NOTE:

Due to the nature of how Feature Floor Mats are printed, we cannot guarantee an even border, therefore we advise against printed borders within the artwork area.



Template guidelines - PLEASE READ
 The <b>Grey</b> area = Fabric size print area.
 The <b>Black</b> area = Rubber edge / finished cut size of the product.
 The <b>Pink</b> keyline = Your background must extend to this line.
 The <b>Red</b> dashed keyline = <b>Safe Area</b> - It's advised that you keep all important information within this area. <b>Delete or hide this keyline after use.</b>